


INTRODUCTION



SLMTA Participant's Manual



TABLE OF CONTENTS

NOTE: Print this document single-sided and in color if possible.

| | |
|--|---|
| Activity: Envision Your Dream Laboratory | 1 |
| Activity: “My Lab” Key Message Puzzles | 2 |

ACTIVITY SUMMARY SHEET

| | | |
|--|---------------------------------------|---------------------|
| ACTIVITY | Envision Your Dream Laboratory | Introduction |
| PURPOSE: | | |
| <p>Transforming the laboratory system begins as each participant envisions his or her dream laboratory - a clean, efficient, productive, service-oriented laboratory that produces accurate & reliable results. This activity sets the tone for the training; creating a shared vision for the future.</p> | | |

| | |
|---|--|
| This activity supports the following laboratory management tasks and SLIPTA checklist items | |
| <p>Management Tasks</p>  | <p>1.11 Implement measures to motivate staff to improve quality of work and productivity (e.g., training, job rotation, employee of the month, thank-you letter, etc.)</p> |
| <p>Checklist Items</p>  | |

⤴ **KEY MESSAGES**

- Transforming health care begins with envisioning your dream laboratory. Each participant must see beyond his or her current reality and visualize the desired outcome, the end result.
- The laboratory manager must distinguish between items that are in his or her control and those items that are beyond that control.
- If an item is in the control of the laboratory manager, then improvement can be accomplished. Laboratory improvement is in the grasp of each participant.
- The focus of the laboratory is to provide patient care.



Can you:

- Envision a laboratory that operates smoothly and efficiently?
- Dream above and beyond the current reality toward an improved laboratory?
- Focus on the viewpoint of the patient.

☑ **SELF-ASSESSMENT**

ACTIVITY SUMMARY SHEET

| | | |
|---|-------------------------------------|---------------------|
| ACTIVITY | “My Lab” Key Message Puzzles | Introduction |
| PURPOSE: | | |
| <p>The desired outcome from each framework work area is summarized in a positive “My Lab... Message.” These messages, pieced together with their own hands, focus attention on what can be achieved by performing the tasks outlined in the laboratory framework.</p> | | |

| | |
|--|--|
| This activity supports the following laboratory management tasks and SLIPTA checklist items | |
| <p>Management Tasks</p>  | <p>1.11 Implement measures to motivate staff to improve quality of work and productivity (e.g., training, job rotation, employee of the month, thank-you letter, etc.)</p> |
| <p>Checklist Items</p>  | |

⤴
KEY MESSAGES

- **My lab** delivers service smoothly and efficiently
- **My lab** provides a clean, safe, and functional work environment
- **My lab** monitors inventory
- **My lab** maintains adequate supplies and reagents
- **My lab** maintains equipment to provide uninterrupted service
- **My lab** assures accurate and reliable testing processes
- **My lab** collects and cares for specimens properly
- **My lab** provides prompt, accurate, and validated test results
- **My lab** reports test results in a timely manner to promote client satisfaction
- **My lab** maintains documents and records
- Labs are vital

Can you:

- Relate each key message to the key area of work in the Laboratory Management Framework?

☑
SELF-ASSESSMENT